



Government of **Western Australia**
Department of **Training**
and **Workforce Development**



International
Western Australia

TAFE INTERNATIONAL WESTERN AUSTRALIA START PLANNING GUIDE

2023



Photo courtesy of StudyPerth

This guide provides useful information to help you start planning for your studies.



Congratulations and welcome

Congratulations on receiving an offer to study with TAFE International Western Australia (TIWA). We look forward to receiving your acceptance of our offer and welcoming you to Western Australia. The Letter of Offer that accompanies this guide contains essential information relating to your offer.

TAFE International Western Australia (TIWA) is the registered training organisation (RTO) and Commonwealth Register of Institutions and Courses for Overseas Students (CRICOS) provider for the delivery of training to international students enrolled in TAFE courses in Western Australia. These nationally recognised courses are delivered by Western Australian TAFE colleges on TIWA's behalf. TIWA retains responsibility for the quality of the training and assessment delivered by the TAFE colleges and for the issue of certification documentation to students.

Why study in Western Australia?

- > Western Australia (WA) is a large, vibrant state providing a multitude of opportunities for international students. There are numerous direct flights from major Asian cities and Perth shares the same time zone with many of them. WA has an easily accessible, world class education system, offering part time employment prospects and a perfect lifestyle with beautiful weather and amazing scenery.
- > Perth is the capital city of WA, offering a relaxed lifestyle, warm climate and friendly community.
- > Perth is a modern city that welcomes diversity and cultures from around the world. There are over two million people speaking up to 200 languages.
- > Perth is a designated regional city that offers graduates access to temporary graduate visas after completing their studies.
- > Perth has many accommodation options available to international students including homestay, campus living villages, hostels and private rentals.

Find out more at tafeinternational.wa.edu.au/study-wa 



© Robert Frith

WA TAFE colleges

TIWA represents a network of TAFE colleges located in metropolitan and regional areas of WA. TAFE colleges are:

- > owned and operated by the WA Government
- > offer over 100 courses in a range of exciting study areas at 17 different locations around Perth and WA
- > purpose built with on-campus state of the art facilities, simulating cafes, restaurants, commercial kitchens, health clinics, laboratories, beauty wellness centres, horticultural and conservation resources, oil and gas and processing centres, aquaculture and animal clinics, engineering workshops, automotive skill centres, art galleries, digital, film and television studios, radio stations, visual art spaces, fashion and

merchandising resources, aviation hangars and facilities, maritime simulators and boats

- > recognised for their practical hands on training providing job ready skills for successful career paths
- > strongly aligned with industry, supporting the latest training trends
- > able to offer university articulation and pathways
- > successful due to industry-experienced staff and teachers
- > able to provide student support networks to help international students throughout their studies
- > guaranteed to deliver a quality, globally recognised course that includes practical training and in-demand job-ready skills.



Photo courtesy of StudyPerth



North Metropolitan TAFE Perth Campus



Photo courtesy of StudyPerth

Your offer

Letter of Offer

Your Letter of Offer is your official notification that you have been offered a place in a course at a TAFE college in Western Australia. **There are many high demand courses that fill up very quickly, so you should consider returning your acceptance and payment promptly. Please note your place is subject to availability at the time of acceptance and payment.**

An Acceptance Letter is included with the Letter of Offer and should be completed, signed and returned to TIWA with full payment of your required tuition and Overseas Student Health Cover (OSHC) fees. Signing the Acceptance Form shows that you have read and fully understood the Enrolment and Refund Conditions included in your Letter of Offer package.

File Reference Number

Your Letter of Offer contains a unique number that is your File Reference Number and must be quoted in all correspondence with TIWA. Please keep this letter in a safe place for future reference.

How to accept your offer

To accept your offer, you must return your signed Letter of Acceptance with:

- > supporting documentation that you were requested to supply in your Letter of Offer (i.e. conditions).
- > payment of fees as indicated in the payment summary in your offer letter.



I love Perth. There are always many activities going on, a lot of restaurants to choose from, and beautiful places that one cannot miss visiting when living here. For example, Kings Park: a magical park with wonderful nature and a spectacular view of the city, the Gelato ice creams in Northbridge, the City of Perth Library with many options of books and movies to choose from, or taking the ferry to go to South Perth and visit the Zoo.

Perth is a very clean and well organised city, with free public transport around some areas and it is also a place where students can benefit with discounts.

Adriana Gonzalez Herrera | Colombia | North Metropolitan TAFE

ELICOS + BSB40215 Certificate IV in Business






Photo courtesy of StudyPerth

Overseas Student Health Cover

All international students studying in Australia are required to pay Overseas Student Health Cover (OSHC) for the entire duration of their student visa. OSHC is offered by a number of different providers.


You will need to show evidence of your health cover payment to the Department of Home Affairs when you apply for your student visa.

The following table is a guide to the current cost of OSHC and is subject to change.

Duration (months)			
6	\$396	\$1,583	\$3,360
12	\$791	\$3,165	\$6,719
18	\$1,185	\$4,770	\$10,065
24	\$1,579	\$6,360	\$13,420
30	\$1,974	\$7,950	\$16,774
36	\$2,369	\$9,540	\$20,129

 Cover for you only.  Cover for you and your partner.

 Cover for you, your partner and your children under 18 years of age if they live with you in Australia.

More information about OSHC can be found at: tafeinternational.wa.edu.au/healthcover 

International student visas

International students require a student visa to study in Australia. You should apply for your visa after receiving your Confirmation of Enrolment (CoE) from TIWA.

A student visa will only be issued to students who undertake a Commonwealth Register of Institutions and Courses for Overseas Students (CRICOS) registered course. These courses are full time at TAFE and are generally a minimum of 20 hours per week.

Your student visa will:

- > be emailed to you by the Department of Home Affairs;
- > be issued for the duration of your course of study or full duration of a study package; and
- > enable you to re-enter Australia for the duration of your course.

Visa application steps

Step 1

Meet any conditions, accept your Letter of Offer, pay your fees and receive a Confirmation of Enrolment (CoE).

Step 2

Offshore students must have all CoEs before submitting a visa application. Onshore students can apply with a Letter of Offer but must provide Department of Home Affairs with CoEs before you will be granted a visa. Your final CoE course is your 'principal course'.

Step 3

Check the Home Affairs website to find out if your visa application is 'regular' or 'streamlined'. Regular applications must show formal English and financial evidence. Streamlined applications need less evidence. immi.homeaffairs.gov.au/visas/web-evidentiary-tool

Step 4

Gather the evidence you need.

Step 5

Undertake a health exam: immi.homeaffairs.gov.au/help-support/meeting-our-requirements/health/arrange-your-health-examinations

Step 6

Overseas Student Health Cover (OSHC) should be for the duration of all studies and include at least one extra month or more to ensure a maximum visa grant.

Step 7

Write a Statement of Purpose to address the Genuine Temporary Entrant (GTE) criteria as outlined in Ministerial Direction 69: immi.homeaffairs.gov.au/Visa-subsite/files/direction-no-69.pdf

Genuine Temporary Entrant requirement

To apply for a student visa, you must be able to show that you genuinely plan to come to study in Australia temporarily. All applicants must provide with their visa application, a personal statement (Statement of Purpose) in English addressing the GTE requirement.

If you are under 18, the plans of your parent, legal guardian or spouse will also be considered. For further information please refer to immi.homeaffairs.gov.au/Visa-subsite/files/direction-no-69.pdf

How to meet the Genuine Temporary Entrant requirement

A Statement of Purpose addressing the GTE requirement should be written in English and included as part of your visa application. This personal statement needs to address the factors below and include evidence to back up your statements.

Current employment

If relevant, include the name of your current employer, company address, period of employment and details about the position held. You should include the name and contact details of a person who can verify the terms of your employment.

Ties to home country or country of residence

This may include evidence of finances and family or social ties. You need to show you have significant reasons to return home (or to a third country) once your study is complete.

Economic circumstances in home country or country of residence

This can include documents showing employment or business activities for 12 months before application lodgement, an employment offer after course completion, income tax return reports or bank statements. You should show that you have genuine access to sufficient funds to pay for your study.

Likely remuneration

Remuneration (payment/wage) you could expect to receive in your home or a third country, using the qualifications from the proposed course or package of courses.

Course options

It is recommended that you research the course and location options available, give evidence of this, show you have knowledge of your intended course and that study at TAFE in Western Australia is the best option for you.

For tips on how to help you prepare your student visa application, please read tafeinternational.wa.edu.au/gte-flyer

If you are under 18, the intentions of your parent, legal guardian or spouse will also be considered. For further information please refer to immi.homeaffairs.gov.au/Visa-subsite/files/direction-no-69.pdf



Students with disability

The Department of Home Affairs will assess student disability or medical conditions when student visa applications are processed.

To ensure a suitable education program can be provided you must disclose any disability to TIWA prior to accepting your offer.

Non-disclosure may result in your visa and /or enrolment being cancelled.

Lodging your visa

To lodge an application for your student visa, contact your nearest Australian Embassy, high commission or TIWA Education Agent. You can find a list of Australian Embassies or high commissions at dfat.gov.au/missions

Visit tafeinternational.wa.edu.au/agentfinder for details of TIWA Education Agents.

The documentation you will be required to present for your student visa will depend on the country you are from. Some of the documentation will include:

- > a copy of your Confirmation of Enrolment (CoE)
- > your passport
- > four passport-size photographs
- > an initial visa application payment of A\$650 (subject to change). This figure can vary according to your circumstances
- > a copy of your Letter of Offer from TIWA
- > statement of purpose (personal statement) demonstrating how you meet the Genuine Temporary Entrant Requirement (GTE)

Visit the Department of Home Affairs website homeaffairs.gov.au/Trav/Visa-1 to find out more information on student visas, how to apply and the documentation you are required to submit.

Bringing school-aged children with you?

In Australia it is compulsory for school-aged children to undertake full time studies. If you are bringing school-aged children with you to Australia, you will need a Confirmation of Placement (CoP) to secure your child's dependant visa. The CoP provides evidence of schooling arrangements.

To receive a copy of your Confirmation of Placement you are required to provide the following documents:

- > completed Confirmation of Placement Request Form
- > confirmation of Enrolment (COE) for the Primary Visa Holder
- > copy of the Primary Visa holder's passport details page
- > copy of the child/children's passport details page.

Please send these documents to the Admissions Team via email: admissions.tiwa@dtwd.wa.gov.au

You will be required to fund the tuition of your dependent children. Note that annual tuition fees for public school enrolments are paid to TIWA, prior to a placement at a school being confirmed. You also need to pay any local school contributions plus additional fees for English and special needs programs if the school says they are necessary.

Please visit tafeinternational.wa.edu.au/dependants-of-other-visa-holders for more information.



Accommodation

Homestay

The Australian Homestay Network (AHN) can organise a homestay that will allow you to live with an Australian family. This is very popular because you can make friends, embrace the Australian lifestyle and improve your English. Homestay is compulsory for students under 18 years of age. Homestay costs between \$290–\$325 per week, depending on your age and level of service provided. There is also a placement fee of \$290.*

Short, four week homestays are also available. For more information and to make a booking visit homestaynetwork.org

Rental accommodation

Many students choose to share a rental house or apartment with other students as this reduces costs. The average rental price for a furnished room in share accommodation can range from \$70–\$250 per week. This cost does not usually include electricity, water or gas.

Perth has brand new student accommodation available in the heart of downtown Perth which provides a great opportunity to meet other students.

- > Campus Perth - campusperth.com
- > The Boulevard - yugo.com/en-gb/global/australia/perth/perth-city

Campus living villages

Accommodation is available to TAFE international students at several different campus locations in Western Australia.

- > Edith Cowan University (ECU) Village, Mt Lawley – rooms start from \$201 per week
- > Murdoch University Village, Murdoch – rooms start from \$172 per week
- > Edith Cowan University (ECU) Village, Bunbury – rooms start from \$187 per week
- > Pepperell Village, Geraldton – rooms start from \$130 per week

Temporary accommodation

There is a range of temporary accommodation on offer in Perth, which you can search for on the internet and book online.

There are hostels and guest houses that range from \$30 per night for a shared room and \$60 per night for a private room.

For more information about any of these accommodation options please visit tafeinternational.wa.edu.au/accommodation

Living expenses

The table below outlines an example of the living costs you may incur as an international student in Australia.

Item	Cost per week (AUD)
> Rental	\$185 – \$440
> Food and eating out	\$140 – \$280
> Gas, electricity	\$10 – \$20
> Phone and internet	\$15 – \$30
> Public transport	\$30 – \$60
> Entertainment	\$80 – \$150

Under-age students

For students under 18 years of age, once AHN has identified a homestay family they will give these details to TIWA, who will issue the Welfare Letter the student will need to include in their student visa application.

Sometimes parents have relatives or friends in Perth that they would like their child (under 18) to live with. For this to be approved parents need to provide evidence of a long-term family relationship with the proposed hosts. AHN will need to visit the home and ensure it is suitable and appropriate for the child, and all adults living in the home are required to provide Working with Children and Police Criminal Screening checks. This arrangement will need to be registered with AHN and fees do apply.

Please see the website for more information for under-age students tafeinternational.wa.edu.au/under-18

* These fees are in AUD and current as at 2022 and are reviewed each year.



Working in Australia

Your international student visa allows you to work while you are in Australia, however there are limits on the hours you can work. International students are allowed to work 40 hours per fortnight during each semester and unlimited hours during semester breaks.

You should check Department of Home Affairs' website [homeaffairs.gov.au/Trav/Stud/More/Work-conditions-for-Student-visa-holders](https://www.homeaffairs.gov.au/Trav/Stud/More/Work-conditions-for-Student-visa-holders) for detailed information.

If you want to work while you are in Australia, you will need a tax file number. You can apply for a tax file number online with the Australian Tax Office (ATO) [ato.gov.au](https://www.ato.gov.au). Generally it takes two weeks for your application to be processed.

It is important that you know your rights in the workplace. All people working in Australia have basic rights and protections in the workplace, including minimum pay and conditions. The Fair Work Ombudsman makes sure that these rights are protected and enforced fairly under Australia's workplace laws. For more information visit [fairwork.gov.au/how-we-will-help/templates-and-guides/fact-sheets/rights-and-obligations/international-students](https://www.fairwork.gov.au/how-we-will-help/templates-and-guides/fact-sheets/rights-and-obligations/international-students).

Other useful links

jobsandskills.wa.gov.au – Occupation profiles and career advice.

[seek.com.au](https://www.seek.com.au) – Provides information about part time work opportunities in Western Australia.

studentedge.org/jobs – Provides information on casual and part time jobs for students.



I love living in Perth as there is so much to enjoy both in the city area and in the outdoors. The beaches in Perth are the best I have ever seen, it is very clean and it feels like I'm living in a paradise. It also feels great to live in such a multicultural city – it has allowed me to learn a lot more about Australian culture as well as other cultures from around the world.

Hon (Abby) Zheng SHING | Malaysia
SIT50316 Diploma of Event Management





Photo courtesy of StudyPerth

Flights and arrival in Perth

Booking your flight

Once you decide to accept your offer, you should try to book your flight as early as possible. Flights for arrival into Perth by the beginning of each semester, ie December–February and June–July can be heavily booked. When booking your ticket, check the visa entry requirements which may restrict your date of entry into Australia.

It is a good idea to arrive in Perth a couple of weeks before you start your course. You will need time to find appropriate accommodation and get to know your new neighbourhood. If you are travelling a long way you may need time to overcome jet lag and adjust to the climate.

You must arrive in Australia before the start of your course. If not, your enrolment may be deferred to the next available intake and you may have to return home.

Arriving in Australia

When you land in Australia, you will be given an Incoming Passenger Card to complete. This is a legal document that must be completed in English. If you are carrying any food, plant, wood, animal items or products you must answer 'Yes'. This also includes food given to you during your flight. If you have any items that you do not want to declare, you can put them in the quarantine bins provided at the airport.

If you have more than A\$10,000 in cash in your luggage, you must answer 'Yes' on your Incoming Passenger Card. It is suggested that you arrange for an electronic transfer of funds into your Australian bank account once it has been opened.

View the [Commonwealth Government's guide for students travelling to Australia](#) to see what you can and can't bring into the country.

Welcome desk

Study Perth has an airport welcome desk at Perth Airport to welcome international students. Visit the Study Perth Welcome Desk in the T1 arrival hall to collect your welcome gift to help you settle into life in Western Australia. For more

information visit studyp Perth.com.au/moving-to-perth/welcome-service

Airport pickup

Australian Homestay Network can pick you up from the airport for A\$140 and take you to your homestay family or temporary accommodation. Please contact AHN at homestaynetwork.org to book this service.

A taxi from the airport to central Perth costs approximately A\$50. An airport bus costs approximately A\$20 and can drop passengers at central city hotels.

Getting started

You should arrive in Perth with enough funds to cover the cost of accommodation. You may also need to pay upfront security bonds for accommodation or other services.

Document checklist

There are a number of official documents that you should bring to Australia with you including:

- > valid passport with student visa;
- > Letter of Offer from TIWA;
- > Confirmation of Enrolment (CoE) issued by TIWA;
- > all receipts of fees paid (for example, course fees, OSHC, bank statements etc);
- > OSHC insurance certificate/policy details;
- > copies of your academic transcripts and qualifications (original or certified*);
- > personal identification documents, including birth certificate, identification card, driver's licence or international drivers licence; and
- > medical records and/or prescriptions (if appropriate).

* Certified documents are witnessed by signature as being true copies of the original document.

Please note, if you are travelling with your family, you should make sure you have their documents too. Documents should be kept in your carry-on hand luggage. It is a good idea to make copies that are scanned and stored securely online, or left behind with family to be sent to you if lost.



© Tourism Western Australia

Safety

International students in Perth enjoy a safe and secure study environment. However you should always take care particularly when out and about at night.

Here are some simple steps and practical information to help make your stay a safe and enjoyable one.

- > **Police assistance** [📄](#) is available 24 hours a day in Australia. You can always approach police officers in the street or walk into any police station.
- > For life threatening emergencies (police, fire and ambulance) call 000 and request an interpreter if you need one. 000 is a free call. Dial 112 from mobile phones.
- > When to call 000:
 - If someone is seriously injured or in need of urgent medical help.
 - If your life or property is being threatened.
 - If you have witnessed a serious accident or crime.
- > If the situation is not urgent and you would like to contact the police call 131 444.
- > If you are walking, cycling or taking public transport, keep to well-lit areas.
- > In Australia, the driver sits on the right side of the car, and cars drive on the left side of the road. Seat belts must be worn by the driver and all passengers at all times.
- > **Read the Safe Driving Guide** [📄](#) to help you stay safe on Western Australian roads.
- > Take care when crossing roads, look left, right and left again for cars, trams, cyclists and other pedestrians.
- > Always buy a ticket when travelling on public transport, such as trains, trams and buses. If you are unsure, ask one of the station attendants or drivers.
- > When travelling on public transport at night, sit in the carriage closest to the driver or with other passengers.
- > Download the **How Are You Travelling?** [📄](#) safety tips
- > Keep your wallet, bag, mobile phone and other personal belongings secure at all times.
- > When you withdraw money at an ATM, put your money in your bag before walking away.

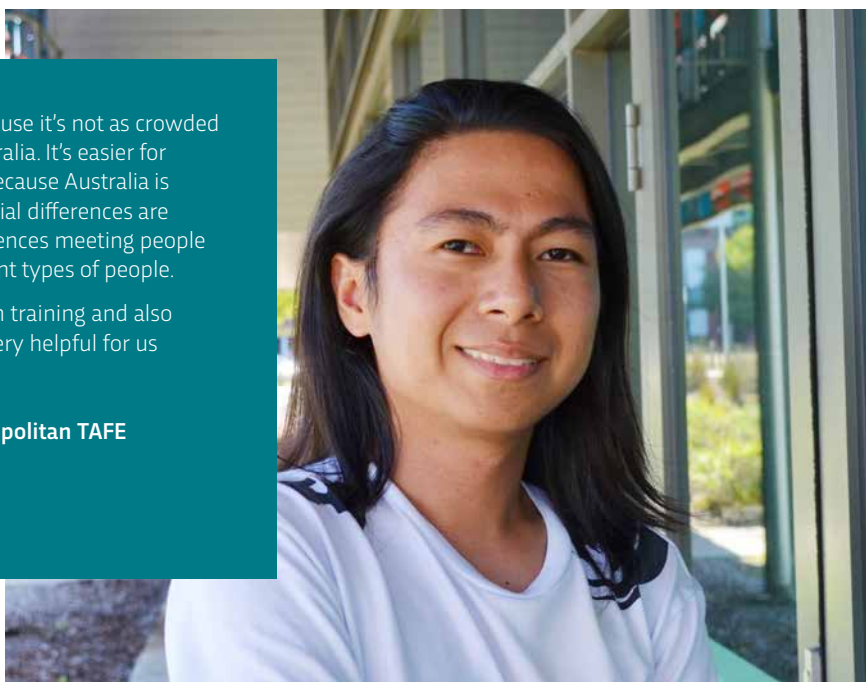


I like Perth's environment because it's not as crowded as in other major cities in Australia. It's easier for me to get along with people because Australia is a multicultural country and racial differences are accepted. I've had great experiences meeting people and educating myself in interacting with different types of people.

The best thing about my course is the hands on training and also the advanced facilities and equipment that 's very helpful for us international students to study.

John Erick Flores | Philippines | North Metropolitan TAFE

MEM50212 Diploma of Engineering - Technical
MEM60112 Advanced Diploma of Engineering





Government of **Western Australia**
Department of **Training**
and **Workforce Development**



International
Western Australia

More information can be found on the web
tafeinternational.wa.edu.au

East Perth TAFE Campus

Building B, Level 2

140 Royal Street

East Perth WA 6004

Telephone: +61 8 9218 2100

RTO provider number 52395

CRICOS provider code 00020G

Issue date: 19 October 2023

© 2023 TAFE International Western Australia

Disclaimer: Every effort has been made to ensure the information in this document is correct at the time of printing, however changes may have been made since that date. The most up-to-date and accurate information is provided on the website at www.tafeinternational.wa.edu.au. TAFE International Western Australia reserves the right to alter any course, fee, subject, admission requirement or other arrangement without prior notice.